

Pyramids - Traces of Atlantis

(history, set up correctly, measurements)
with channeling from St. Germain


YouTube video about it: https://youtu.be/sW1D_aonUXI
(Change the YouTube subtitles to English or any language you want.)



Rose quartz pyramid (1 kg) with four angel figures and copper roof pyramid

Within one month, in June 2022, a 15 cm high, ready-bought copper rod pyramid in Cheops scale - fixed with two adhesive strips - placed at the side at the foot of my bed has contributed both to the normalization of my previously much too high pulse rate and to the lowering of my blood pressure and to the halving of my absolutely necessary sleeping pills, and I have become much calmer. In addition, I have lost 8 kilos within 12 days, which seemed impossible before after many unsuccessful attempts, despite completely giving up fish and meat from the beginning of 2020.


(During this time I also sat under a 1.5 m high copper pipe pyramid for at least 2 hours a day, did a very intensive chakra breathing exercise, drank almost only still mineral water and abstained from meals before noon).



15 cm high, ready-made copper rod pyramid

Until 2003, I was allowed to conduct meditations with a group in a 4-metre-high wooden pyramid in a spiritual centre. Now, almost 20 years later, I would like to have this energy in my home as well. I have ruled out large wooden pyramids, they are too expensive and too complicated to build, including a solid foundation, insulation and building permit. Copper pipe pyramids are much cheaper, simpler and more flexible, and I don't need to ask anyone for permission. They are available with 4 sloping tubes at the top and flexible copper wire at the bottom, ready for installation, or with a total of 8 copper tubes, half of which form the square at the bottom. You can also have the pipes cut to size by a plumber and then only need 4 copper corner connectors for the bottom and one for the 4 pipes at the top. On the internet {at Etsy} I found some manufacturers of complete copper pipe pyramids and also only of corner connectors. The latter come in many diameters, from $\frac{1}{2}$ inch through, say, 15 mm to just over 1 inch thick. (It should be noted that not all countries have the same common dimensions. In Austria, for example, plumbers do not sell $\frac{1}{2}$ inch pipes, instead only e.g. 15, 18 or 22 mm). I do not use plastic or aluminium connectors. It is optimal if the tip connector is topped by a small copper roof, this is often already offered in combination. There are straight copper tubes up to 5 metres long, which should be enough for smaller pyramids. The higher copper pipe pyramids are, the more difficult they are to stabilise - this should be taken into account. At a height of 2.4 metres, many people need a ladder to hold the top. It is not possible to erect a pyramid alone, at least 2 people should be involved.

From a height of about 1.5 metres, you can sit down on a chair under the pyramid, and from about 2 metres below, you can stand.



2.4 metre high 50° pyramid made of 15 mm copper tubes with copper roof on top
This pyramid stands in the centre of Eisenstadt and has an effective radius of 3.5 km (22 km²).
Directly under the top of the pyramid is the highest energy, less as the distance increases.

On 1 June 2022 the medium Gerold Voß from www.Kristallfamilie.de channeled an announcement from the Ascended Master St. Germain. I may play it here with the permission of the originator:

{The following audio file is used:}

[Pyramiden - Durchsage von St. Germain - 6 Minuten, 2022-06-01 Michael S.mp3](#)



Pyramids - Traces of Atlantis

Channeling of St. Germain by Gerold Voß on 2022-06-01

(excerpt)

www.Kristallfamilie.de

"I am the "I am". I am St. Germain. And I greet you most sincerely.

These questions you ask me are questions that many researchers who want to go deeper and delve into the mysteries of the past in order to draw conclusions for the future, an important prerequisite. It's good that research is being done here not only in the direction that ancient researchers have always done up to now, but it's good to look deeper and deeper and see, "Where are the origins? Where are the origins of what still exists here as a sign on earth?" And one thing in advance:

It is true that at the time of the fall of Atlantis people from this region, especially people who were endowed with high technical and spiritual knowledge, left early to go to areas of the world where safe survival is possible. And the traces of these beings who came from Atlantis have spread all over the world. And you see today in many, many advanced civilizations and also in cultures that have perished, pyramids that are either still very well preserved or also some that are not so well preserved. And depending on how strong the knowledge and the possibilities were, which the people brought with them from Atlantis, the pyramids were also accordingly represented better or worse in their form and also implemented in their function. And in the great pyramids of the Egyptian plane you will experience again and again that they were there for people to have a deeper experience here, a deeper experience, initiation experience into the divine being that they themselves are, to draw conclusions from this and to experience an expansion of their consciousness. That has basically been one of the most important things why these pyramids were built, to transfer the divine energy, which is everywhere, to people in such a way that through this an expansion of consciousness takes place and an initiation, so to speak, becomes possible in people. This technical level, which is here, is a level, which is connected very strongly also with the spiritual forces, which have to do with the gravitational field of the earth and which have to do however also with the cosmic influences, which affect this pyramid and the influences of the cosmic radiation and the earth resonance play, here in the center of the pyramid, there, where the chambers of the initiation were an essential role. The knowledge about it has been lost in the meantime, and it is so that here the deepest knowledge of it, that one can also implement it again, is not available on earth at the moment. But it was available at that time, and for this reason people were brought again and again also there into the initiation, in order to receive a continuation of the great abilities, which were saved by Atlantis, still for a time. But history shows that what could be preserved was more and more diluted. And the dilution of the truths and the spiritual levels, which played a role here, led then to the fact that even advanced civilizations like Egypt, which had their origin so to speak also in the past of Atlantis, that they passed away more and more and then played no more role in a later future. The heritage of Atlantis is, so to speak, distributed everywhere on earth, but it also has, depending on which master builders from Atlantis landed where, a different aspect in the knowledge about the cosmic and earthly connections and also about the spiritual connections that play a role, so that here not all buildings had the same function, but

many, many differences are there. The angle functions and also the calculations of the different pyramid forms had to every single pyramid their special orientation and also their purpose which has resulted from the spiritual levels and also from highest scientific mathematical calculations. Thus I can tell you, the area is actually so that Atlantis has left its traces here in the world and many things also still later are investigated. Also that, which concerns just the spiritual aspect of the whole.

I am the "I am. I am St. Germain."

This announcement may be freely copied with credit to the author.

Gerold und Karin Voß
Am Rodenkamp 29 • 31061 Alfeld
www.Kristallfamilie.de

Among other things, there are stone pyramids, copper roof pyramids, copper wire or copper pipe pyramids and wooden pyramids possibly in combination with copper parts. Also gilding of metals and other materials are possible, but expensive.



Copper pipe pyramid with copper roof on the top (total height 1.5 m)



Photos above: Wooden pyramid (40 cm high), right: copper roof pyramids with compass

So-called orgone or orgonite pyramids are often cast with quartz crystal chips and have a lower efficiency than pyramids made of a single material.

There are mainly square and hexagonal pyramids. 4-cornered ones should be aligned to the north, 6-cornered ones don't matter. Both shapes are similarly effective, but 6-cornered ones are more difficult to make.



Photos above: 4-cornered rock crystal pyramid with angel; 6-cornered amethyst pyramid

Pyramids should generally stand horizontally, 4-cornered ones additionally aligned, whereby the north can be determined as follows:

- Compass (and possibly pendulum for checking, compass needle can be deflected by iron parts)
- Construction plan with north drawn in
- or exactly with the sun in the south (hit the rod vertically and read the shadow at the south time for the local coordinates, exact to the minute)

Pyramids should not stand on ley lines, besides intense electromagnetic fields weaken their energy field.

Smaller pyramids within larger ones with different placement angle reduce the total energy of the pyramid, this should be avoided - no "counter-pyramids".

According to St. Germain, the optimum efficiency of 4- or 6-cornered pyramids in German-speaking countries is the inclination of the individual triangular faces from the ground upwards by about 50° in the south (e.g. Vienna) to about 49.7° in the north (e.g. Hamburg) - this is much more accurate than the usual 51.8° normally offered for true-to-scale Giza pyramids on the current market. The angle depends on the latitude and is not the same for all places on earth.

(Exactly according to St. Germain: "Calculate the inclination which the sun has: The sun has a steeper angle of radiation in the south than in the north. This deviation can be transferred to the pyramid.")



Above: Map of Europe, here from freeworldmaps.net

I have read about 10 books about pyramids, the exact info about the angles depending on the latitude I have not perceived anywhere else, everywhere the Cheops pyramid was presented as the measure of all things, and that for every place in the world.

Exact dimensions of Giza copper pipe pyramids

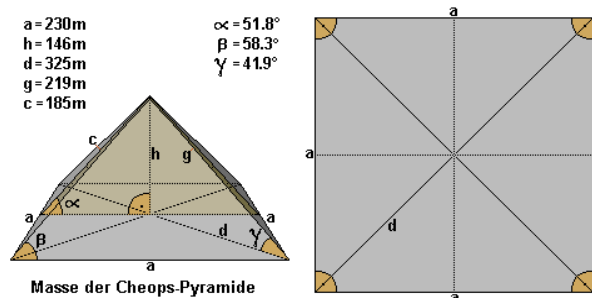
To make a 2.4-metre-high copper pipe pyramid in Austria and Switzerland at an angle of inclination of $= 50^\circ$, you need pipes with a total length of 3724 mm each for the four slopes

upwards and 4028 mm for the base width of the square - including the Giza corner and tip connectors. If you want more exact angles for your place you can possibly arrange a channelling with www.Kristallfamilie.de. For smaller pyramids, however, these approximate specifications are perfectly adequate from my point of view; I am on the safe side in my home town of Eisenstadt with "a little less than 50°" (St. Germain).

With a calculator and trigonometry functions, you can use the following formulae to work out the optimum copper pipe pyramid for yourself at home:

$$\text{Basic width} = (\text{Pyramid height}) \times 2 \times \text{COS } \alpha \div \text{SIN } \alpha$$

$$\text{Slope upwards} = \sqrt{(\text{Pyramid height})^2 + (\text{Basic width} \div 2 \times \sqrt{2})^2}$$



	Angle α	Pyramid height (m)	Basic width (m)	Slope upwards (m)
Vienna	50,0	1,5	2,517	2,328
	49,9	1,5	2,526	2,333
	49,8	1,5	2,535	2,337
Hamburg	49,7	1,5	2,544	2,342
Vienna	50,0	2,1	3,524	3,259
	49,9	2,1	3,537	3,266
	49,8	2,1	3,549	3,272
Hamburg	49,7	2,1	3,562	3,279
Vienna	50,0	2,4	4,028	3,724
	49,9	2,4	4,042	3,732
	49,8	2,4	4,056	3,740
Hamburg	49,7	2,4	4,071	3,748
Giza	51,8	146,6	230,726	219,337

Table above:

Values for 1.5, 2.1 and 2.4 m pyramid heights in German-speaking countries and for comparison also data for the Cheops pyramid in Giza with the angle of 51.8°.


Dimensions for 1.9 to 2.9 m high copper pipe pyramids see here:

[Pyramidenmaße für 1.5, 1.9, 2.1, 2.4, 2.6, 2.7, 2.8, 2.9 m Höhe im deutschsprachigen ...](#)

These heights, however, are increasingly difficult to stabilise, although quite possible with 5 m pipes from the water pipe installer. Absolutely level floor surfaces are likely to be necessary. However, I have no experience with this. If you have enough space, you can start with a height of 2.9 metres and shorten the pipes if it doesn't work. The price is the same, only the effort is higher.

Straight copper tubes are also available from DIY stores, possibly to order. (I also found 5-metre-long tubes on Amazon. Copper pipe cutters don't cost too much). If you want, you can make pyramids all by yourself (except for the Giza connectors {from Etsy}), it's a bit cheaper than getting them from a plumber.

Photos



approx. 3" high copper roof pyramid, connectors

below: bottom tensioning rope made of copper wire with ready-bought pyramid





Variant of a pyramid tip connector
The rule is: the sharper the better. This tip connector is not optimal.



3 good pyramid tip connectors:
 $\frac{1}{2}$ inch, 20 mm and 1 inch. However, these dimensions are not common in German-speaking countries. Use 15, 18 or 22 mm there instead.



$\frac{1}{2}$ inch copper pipes in the garden
Note: If you want to mow the lawn later, you should only use thin pipes (15 mm).
or raise the mower's deck accordingly.



Aventurine pyramid (30 kg)



Rose quartz pyramid (99 kg)

Notes:

Due to the consistency of rose quartz, it is difficult to make large pyramids without them cracking. Great care must also be taken when setting up even much smaller **rose quartz pyramids**, otherwise the corners can break off.

Rock crystal pyramids have the highest energy and are almost always the best choice. They are sometimes available in several hundred kilos, but they usually have to be ordered and made in Brazil beforehand, which can take a long time until delivery. Only very few people are able to make large gemstone pyramids from quartz.

As a rule, people should keep their hands off the cheap black, charcoal-like schungite pyramids. People are often attracted to these who want to practise magic and do not have the good of all in mind, but seek personal advantage. However, magic is a dead end that always harms souls much more than it benefits them in the long run. {The magic info is still being revised, more precise details to come...}

Cross-references

A very recommendable, from my point of view, approx. 10 minutes long

YouTube video can be reached with the following link:

[Das Geheimnis der Pyramiden... Zwei Männer bauten sie nach und entdeckten ihr Geheimnis!](#)

Very detailed and well researched information on the Cheops Pyramid
can be found under:

www.Cheops-Pyramide.ch

Source directory (PDF files)

[TIPPS](#)

Main directory (audio and PDF files)

[Ein sinnvoller Tag - Auf dem Weg zu bewusstem Leben](#)

YouTube (video)

[Auf dem Weg zu bewusstem Leben - Datenträger-Überblick und Link](#)

Copyright



All photos, formulas, table and text

© Michael Hannes Schefberger, Eisenstadt
en.ein-sinnvoller-tag.at

except for the St Germain announcements and the following photos:

Wooden pyramid: Dipl.Ing. Thomas Dragosits

Banner of Gerold and Karin Voß: www.Kristallfamilie.de

Europe map: www.freeworldmaps.net

Dimensions of the Cheops Pyramid: <http://www.Cheops-Pyramide.ch>